



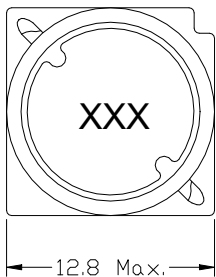
SBS12565 SERIES ~ Shielded SMD Power Inductors



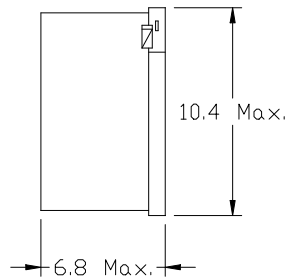
PART NUMBERING SYSTEM

SBS	12565	—	680M	—	LF
TYPE	DIMENSIONS		INDUCTANCE		LEAD FREE

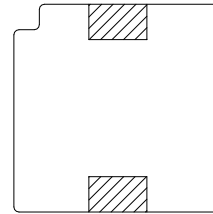
TOP VIEW



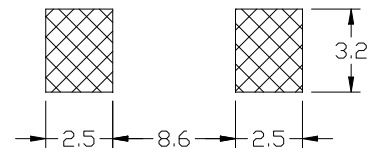
FRONT VIEW



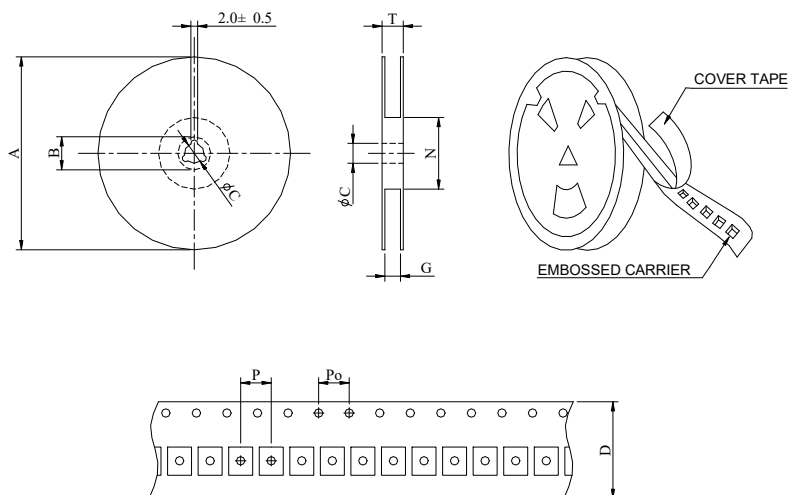
BOTTOM VIEW



PCB PATTERN



PACKAGING SPECIFICATION



SERIES	STAYLE	Q'TY (PCS)	DIMENSIONS (m/m)								
			A	B	C	D	G	N ⁰	P	Po	T
SBS12565	13-24	400	330	-	13.5	24	-	100	13	-	24.5



SBS12565 SERIES ~ Shielded SMD Power Inductors



SPECIFICATION TABLE

PART NUMBER	INDUCTANCE (μ H)	DCR (Ω) (Max.)	Isat (A) (Max.)	Irms (A) (Max.)	TEST FREQ. (f)
SBS12565-2R0N-LF	2.0 \pm 30%	0.0014	10.0	6.2	1KHz
SBS12565-4R2N-LF	4.2 \pm 30%	0.0018	7.3	5.5	1KHz
SBS12565-7R0N-LF	7.0 \pm 30%	0.0213	5.7	5.0	1KHz
SBS12565-100M-LF	10 \pm 20%	0.0243	5.0	4.8	1KHz
SBS12565-150M-LF	15 \pm 20%	0.0285	4.2	4.4	1KHz
SBS12565-220M-LF	22 \pm 20%	0.0380	3.5	3.8	1KHz
SBS12565-330M-LF	33 \pm 20%	0.0488	2.8	3.4	1KHz
SBS12565-470M-LF	47 \pm 20%	0.0694	2.4	2.8	1KHz
SBS12565-680M-LF	68 \pm 20%	0.0945	2.0	2.4	1KHz
SBS12565-101M-LF	100 \pm 20%	0.1476	1.6	1.9	1KHz
SBS12565-221M-LF	220 \pm 20%	0.3276	1.0	1.2	1KHz

- DC current at which the inductance drops 10% (typ) from its value without current.
- Operating temperature range -40°C to +125°C ,
- Electrical specifications at 25°C.